

This author profile is generated by Scopus [Learn more](#)

Aditi, Bunga

Lecturer of Sekolah Tinggi Ilmu Ekonomi Harapan Medan, Medan, Indonesia

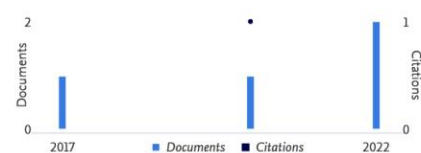
[Connect to ORCID](#)

[Edit profile](#) [Set alert](#) [Save to list](#) [Potential author matches](#) [Export to SciVal](#)

Metrics overview

4 Documents by author
1 Citation by 1 document
1 h-index [View h-graph](#)

Document & citation trends



Most contributed Topics 2017–2021

- Privacy Concerns; Online Shopping; Electronic Commerce [1 document](#)
- Halal Foods; Purchase Intention; Malaysia [1 document](#)

[View all Topics](#)

[Export all](#) [Save all to list](#)

Sort by [Date \(newest\)](#)

- [View list in search results format](#)
- [View references](#)
- [Set document alert](#)

Article • [Open access](#)

Tourist visiting interests: The role of social media marketing and perceived value

Juliana, Aditi, B., Nagoya, R., Wisnalmawati, Nurcholifah, I.
International Journal of Data and Network Science, 2022, 6(2), pp. 469–476

[Show abstract](#) [Related documents](#)

0 Citations

LEMBAR 17
HASIL PENILAIAN SEJAWAT SEBIDANG ATAU *PEER REVIEW*
KARYA ILMIAH: JURNAL ILMIAH

Judul Karya Ilmiah (Artikel) : Tourist visiting interests: The role of social media marketing and perceived value
 Jumlah Penulis : 5 orang
 Status Pengusul : Penulis ke 2
 Identitas Jurnal : a. Nama Jurnal : International Journal of Data and Network Science
 b. ISSN/ISBN : 2561-8156
 c. Volume,nomor,bulan,tahun : vol 6 no.2 Desember 2021
 d. Penerbit : Growing Science Publishers of Distinguished Academic, Scientific and Professional Journals
 e. Jumlah Halaman : 8 halaman
 f. DOI artikel (jika ada) : 10.5267/j.ijdns.2021.12.007
 g. Laman Jurnal : http://www.m.growingscience.com/ijds/Vol6/ijdns_2021_105.pdf

Kategori Publikasi Jurnal Ilmiah : **Jurnal Ilmiah Internasional Bereputasi (JIB)**
 (Beri \surd pada kategori yang tepat) : **Jurnal Ilmiah Internasional (JI)**
 Jurnal Ilmiah Nasional Terakreditasi (JNT)
 Jurnal Ilmiah Nasional Tak Terakreditasi (JNTT)
 Jurnal Ilmiah Nasional Terindeks DOAJ dll (JNTD)

Hasil Penilaian *Peer Review*:

| Komponen Yang Dinilai (100 %) | Nilai Maksimal Jurnal Ilmiah = 40,0 | | | | | Nilai Akhir Yang Diperoleh |
|--|-------------------------------------|--------------------------------|---------------------------------|----------------------------------|----------------------------------|----------------------------|
| | JIB <input type="checkbox"/> | JI <input type="checkbox"/> | JNT <input type="checkbox"/> | JNTT <input type="checkbox"/> | JNTD <input type="checkbox"/> | |
| mmm. Kelengkapan dan kesesuaian unsur isi jurnal (10%) | | | | | | |
| nnn. Ruang lingkup dan kedalaman pembahasan (30%) | | | | | | |
| ooo. Kecukupan dan kemutahiran data/informasi dan metodologi (30%) | | | | | | |
| ppp. Kelengkapan unsur dan kualitas penerbit (30%) | | | | | | |
| Total = (100%) | | | | | | |
| Kontribusi Pengusul | | | | | | |

| No | Komentar / Usulan Peer Review | |
|----|--|--|
| 1 | Kelengkapan dan kesesuaian unsur | |
| 2 | Ruang lingkup & kedalaman pembahasan | |
| 3 | Kecukupan & kemutakhiran data serta metodologi | |
| 4 | Kelengkapan unsur dan kualitas penerbit | |
| 5 | Indikasi Plagiasi | |
| 6 | Linearitas | |

Medan, 09 Maret 2022
Reviewer 2

Dr. Audia Junita, M.Si
NIP. : 197406022005012001
Unit Kerja : LLDIKTI 1 Dpk. Universitas Harapan Medan
Jabatan Fungsional : Lektor Kepala

Tourist visiting interests: The role of social media marketing and perceived value

by Juliana, Bunga Aditi, Rocky Nagoya Wisnalmawati And Ita Nurcholifah

Submission date: 23-Mar-2022 11:20AM (UTC+0700)

Submission ID: 1790697517

File name: elitian_17_-_Jurnal_Inter_Bereputasi_IJDS_2021_Penulis_Kedua.pdf (382.79K)

Word count: 4270

Character count: 23118

Tourist visiting interests: The role of social media marketing and perceived value

Juliana^{a*}, Bunga Aditi^b, Rocky Nagoya^c, Wisnalmawati^d and Ita Nurcholifah^e

^aUniversitas Pelita Harapan, Tangerang, Indonesia

^bFakultas Ekonomi Bisnis Harapan, Universitas Harapan Medan, Indonesia

^cUniversitas Pelita Harapan, Tangerang, Indonesia

^dUniversitas Pembangunan Nasional "Veteran" Yogyakarta, Indonesia

^eFakultas Ekonomi dan Bisnis Islam, IAIN Pontianak, Indonesia

CHRONICLE

Article history:

Received: July 22, 2021

Received in revised format: September 16, 2021

Accepted: December 12, 2021

Available online: December 12, 2021

2021

Keywords:

Tourist Visiting Interests

Social Media Marketing

Perceived Value

ABSTRACT

This research is intended to measure the influence of Social Media Marketing which uploads tourist destinations in Banten Province with interest in visiting mediated by perceived value. The research method uses a hypothesis testing model and uses a cross sectional model, where data is collected completely within a certain time. The study uses a convenience sampling technique, where the sample members are respondents who are easy to find, and this convenience makes data collection more effective and efficient since it saves time and costs. The sample in this study were 290 tourists who had visited Banten Province. The technique of collecting data in this study used an online questionnaire, data analysis using structural equation modeling (SEM) using SmartPLS 3.0 software. The study concludes that there was a significant relationship between Social Media Marketing and Perceived Value. There was a significant relationship between Social Media Marketing and Visiting Interests. There was a significant relationship between Perceived Value and Visiting Interests.

1. Introduction

The tourism industry in Indonesia is growing rapidly along with the increasing interest of the Indonesian people to travel. Several businesses related to the tourism business have also undergone changes, including websites and social media that contain references to tourist destinations to travel experiences. In addition to getting tourist destinations on references from the closest people or relatives, tourist references can also be obtained from social media. According to Adegbuyi et al. (2015) and Aji et al. (2021), social media that have been present in the world and are popular in Indonesia are Facebook, Twitter, Youtube, Social media, and Tiktok. Among these social media, Facebook and Social media are the social media platforms that have the most users. One of the leading websites in Indonesia, Cuponation, has conducted an in-depth analysis and stated that Indonesia is the 4th largest country in the world with 56 million active users of Social media or 20.97% and Facebook as many as 120 million or 44.93%, Facebook has a 61% index as the best social media for marketing followed by social media with an index of 14%. According to Adegbuyi et al. (2015) and Aji et al., (2020), the world is in the era of tourism 4.0 which is also known as millennial tourism. More than 50% of tourists who enter Indonesia are millennials, namely those born in 1981 to 2001. In line with this, social media is the most widely used social media by the millennial generation. The most social media users are those who are in the age range of 18 - 34 years as much as 71.2% for both men and women. On Social media accounts, photos or videos can be uploaded including documentation of tourist locations that can be assessed by potential tourists which then attracts tourists to come for tours to the locations promoted on the account. Banten Province is one of the favorite tourist destinations (Wahyuni, 2015). However, the number of tourists in Banten Province is still relatively low when compared to

* Corresponding author.

E-mail address: juliana.stppb@uph.edu (Juliana)

other tours in Indonesia. One of the causes is the lack of promotion of tourist attractions in Banten Province. Based on this background, this research is intended to measure the influence of Social Media Marketing which uploads tourist destinations in Banten Province with interest in visiting which is mediated by perceived value.

Social Media Marketing (SMM) is defined as a type of digital marketing via the internet that aims to market products and become part of social media networking. According to Adegbuyi et al. (2015), Aji et al. (2020), Boon-Long and Wongsurawat and Chanthinok et al. (2015), SMM is an activity to market products or services that take place through third parties in the form of social media contained in the internet network in the form of images, information or videos relating to the products or services to be sold. In addition to doing content marketing, SMM also promotes brands, namely introducing the brand to the public (brand awareness) so that trust is created and can increase the conversion of promotions to sales. Thus, it can be concluded that SMM is a digital marketing activity using a third party, namely a social media-based website to obtain the purpose of marketing activities by participating in social media networking groups in the form of web posts, images, videos about goods or services or a trademark that will be sold.

Interest in visiting tourists is translated the same as buying interest because it is measured by the same various indicators. Buying interest can be defined through several indicators. According to Nyambu et al. (2013) and Chan and Guillet (2011) buying interest is described through four indicators, namely: (1) Transactional interest: a person's desire to buy the product offered. (2) Referential interest: a person's tendency to refer products to others (3) Preferential interest: see someone's interest based on a comparison with the most preferred similar product through several assessments. (4) exploratory interest: describes the desire of someone who always wants to find more information about the product he is interested in and positive supporting information. Buying interest arises because of customer awareness and perception of the desired product because buying interest is the stage of customer interest in the product. Ztatur et al. (2014) and Sanny et al. (2020) SMM conducted through consumer perceptions of an item affects buying interest. Theoretically, social media used has a high role and can become a very important communication tool in encouraging customer buying interest.

2. Hypothesis Development

2.1 Social Media Marketing and perceived value

The perception of customer value has become the most widely used concept in recent years because it is considered the main key in maintaining business. Perception of customer value is a thought used by a person to make choice, organize, and translate any incoming information to produce a meaningful picture of life in the world. Then according to Chan and Guillet (2011), Ztatur et al. (2014) and Sanny et al. (2020) perceived value is the ratio value obtained from the comparison between the benefits obtained with the costs or sacrifices made by the customer. According to Nyambu et al. (2013), Chan and Guillet (2011), Ztatur et al. (2014) and Sanny et al. (2020), five dimensions that can be the main drivers of value perception are (1) Product quality: is the main thing that is seen by covering performance, features, consistency and design. (2) Price: is a consideration that is always there and is the main thing for people who are sensitive to price. (3) Service: use of supporting facilities before to after purchase. Depends on the system and people (4) Emotional relationship: is an aspect that influences consumers to buy a product. (5) Convenience: convenience becomes important and has added value when it is embedded in a product because it will provide more satisfaction. Perceived value is a variable that is influenced by SMM. According to Nyambu et al. (2013) and Chan and Guillet (2011) social media marketing influences the perceived value. Thus, the first hypothesis is proposed as follows,

H₁: Social Media Marketing influences perceived value.

2.2 Social media marketing and visiting interest

In addition to the perceived value, interest in visiting is based on research. According to Savitri et al. (2022), Tafesse et al. (2018), social media marketing can be influenced by four dimensions of the SMM variable, namely communication, collaboration, connection. The results showed a positive and significant effect. In addition, the research of Wang et al. (2017) and Wijayaa et al. (2021) also show that the four dimensions of SMM have a positive effect on visiting interest. Therefore, the following hypotheses is proposed:

H₂: Social media marketing influences visiting interest.

2.3 Perceived and visiting interest

Consumer perception is important because a person's knowledge is formed from the offer of a stranger in recommending something and consumers may not believe the recommendation (Denizci et al., 2016; Li et al., 2021). Fitriani et al. (2017) suggest that a ratio of the benefits gained by tourists to sacrifices is the customer's perception of value. One of the research results according to Denizci et al., (2016); Li et al., (2021) is the value that is perceived to influence the interest of visiting tourists. Research conducted by Musa et al. (2016) show the same thing, namely the perceived value affects the interest in visiting. Thus, the next hypothesis, namely:

H3: Perceived value influences visiting interest.

3. Method

The research method uses a hypothesis testing model and uses a cross sectional model, where data is collected completely within a certain time. The study uses a convenience sampling technique, where the sample members are respondents who are easy to find and this convenience makes data collection more effective and efficient because it saves time and costs. The sample in this study were 290 tourists who had visited Banten Province. The technique of collecting data in this study used an online questionnaire, data analysis using structural equation modeling (SEM) using SmartPLS 3.0 software.

Businesses use social media marketing efforts to increase consumers' perceived value, and then enhance the ability of social media to trigger consumer interest in the product, and then purchase the product (Maoyan et al., 2014). The results of his research indicate that marketing through social media (SMM) will affect consumer buying interest through the perceived value of consumers for a product.

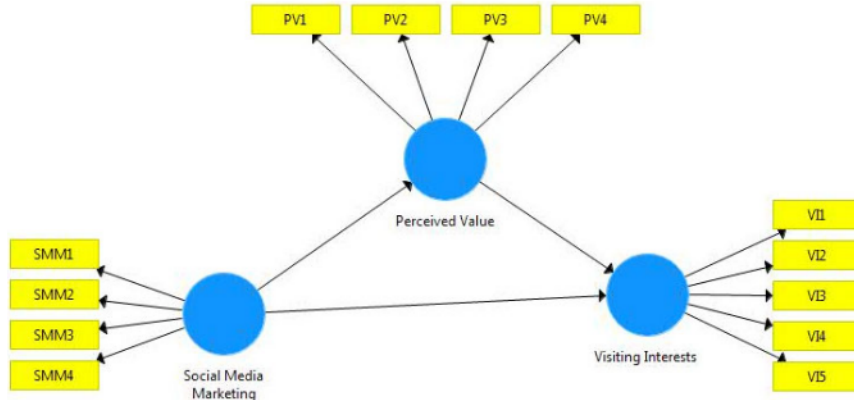


Fig. 1. Research Model

4. Result and Discussion

4.1 Test Outer Model

Convergent Validity

In testing the convergent validity, it is said to be valid if the value on the outer loading of each indicator is correlated more than 0.7 (Purwanto et al., 2021). Fig. 1 shows the loading factor value of the model that has been made through Smart-PLS 3.0. The results show the value of each tested indicator has a value of > 0.7 and it can be concluded that all indicators have valid results.

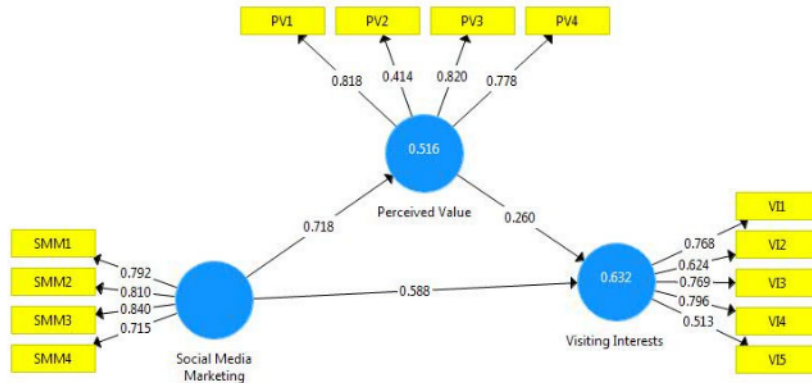


Fig. 2. Validity Testing*Discriminant Validity*

Discriminant validity is carried out to ensure that each concept of each latent variable is different from other latent variables. The discriminant validity of the measurement model with reflective indicators is assessed based on the cross loading of measurements with variables (Purwanto et al., 2020). The model has good discriminant validity if the loading value of each latent variable indicator has the largest loading value compared to other loading values for other latent variables. From the results of the discriminant validity test, each latent construct indicator has the largest loading factor value when compared to other loading values so that the model has a good discriminant validity value, which is > 0.7 for each variable (Purwanto, 2019).

Reliability

Reliability testing aims to determine the size of a test that has consistent and stable results every time (Purwanto et al., 2021). The reliability of the measurement model 5 gets good results if the value is more than the rule of thumbs alpha value or composite reliability > 0.6 (Purwanto et al., 2020).

Table 1

Items Loadings, Cronbach's Alpha, Composite Reliability, and Average Variance Extracted (AVE)

| Variables | Cronbach's Alpha | Rho A | Composite Reliability | AVE |
|------------------------|------------------|-------|-----------------------|-------|
| Perceived Value | 0.748 | 0.762 | 0.855 | 0.662 |
| Social Media Marketing | 0.799 | 0.805 | 0.869 | 0.625 |
| Visiting Interests | 0.635 | 0.645 | 0.802 | 0.576 |

4.2 Inner model test

Inner model test can be done in three ways by looking at R^2 , Q^2 and GoF.

Inner Model Test (R-square)

The coefficient of determination is used to determine the magnitude of the relationship between the independent variable and the dependent variable.

Table 2

R Square

| | R Square | R Square Adjusted |
|--------------------|----------|-------------------|
| Perceived Value | 0.516 | 0.511 |
| Visiting Interests | 0.632 | 0.625 |

Based on the calculation results shown in Table 2, 51.6% of the dependent variable, Perceived Value, is influenced by the proposed model social media marketing while the remaining value of 49.4% is owned by variables that are outside the model. Based on the calculation results in Table 2, 63.2% of the dependent variable visiting interest is influenced by the proposed model social media marketing and perceived value while the remaining value of 46.8% is owned by variables that are outside the model.

4.3 Goodness of Fit (GoF)

The Goodness of Fit (GoF) inner model test is used to find the Goodness of Fit (GoF) value. The GoF value in LIS-SEM must be searched manually. Tenenhaus (2004) says that the inner goodness of fit test has three criteria, namely small (0.1), medium (0.25) and large (0.38). Goodness of Fit (GoF) test is conducted to determine the feasibility of a model. The following is looking for the Goodness of Fit (GoF) value. Based on the calculation, the GoF above can be concluded that the GoF value obtained is 0.59 including in the large category and the model is declared fit.

Hypothesis Testing

Hypothesis testing, or significance testing aims to assess the effect of the relationship between variables. Based on Table 2, the overall composite reliability value for each variable is > 0.6 . Thus, it can be concluded that the measurement model of each variable has good reliability. As for the AVE value, each variable has a value of more than 0.5 so it can be concluded that the discriminant requirement is achieved. Average Variance Extracted (AVE) is the average percentage of a variance explained by items in a construct.

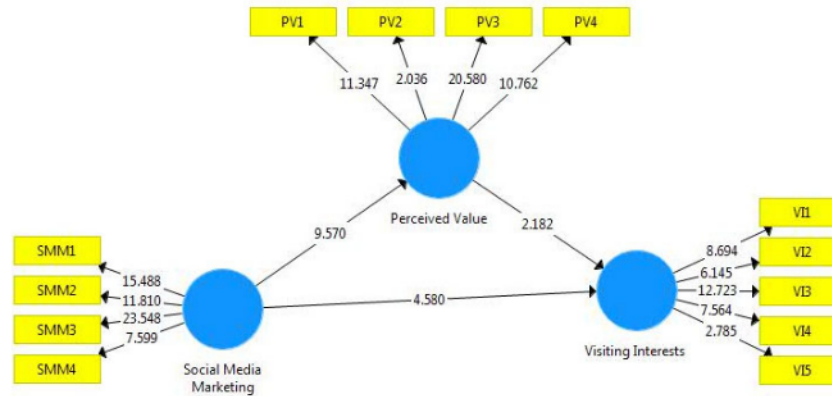


Fig. 3. Hypothesis Testing

Table 3

Hypotheses Testing

| Hypotheses | Relationship | P-Value | Decision |
|----------------|---|---------|-----------|
| H ₃ | Perceived Value → Visiting Interests | 0.001 | Supported |
| H ₁ | Social Media Marketing → Perceived Value | 0.000 | Supported |
| H ₂ | Social Media Marketing → Visiting Interests | 0.002 | Supported |

4.4 Social Media Marketing and Perceived Value

Based on the results of data analysis, the results obtained p value of $0.001 < 0.050$ and it is concluded that there is a significant relationship between Social Media Marketing and Perceived Value. These results are in line with Savitri et al. (2022) and Tafesse et al. (2018), Social Media Marketing has positive and significant effect on perceived value. In addition, According to Wang et al. (2017) and Wijayaa et al. (2021), Social Media Marketing has a positive and significant effect on perceived value.

4.5 Social Media Marketing and Visiting Interests

Based on the results of data analysis, the results obtained p value $0.000 < 0.050$ and it is concluded that there is a significant relationship between Social Media Marketing and Visiting Interests. These results are in line with Nyambu et al. (2013) and Chan and Guillet (2011) that Social Media Marketing has a positive and significant effect on Visiting Interests. According to Öztamur and Karakadilar (2014) and Sanny et al. (2020), Social Media Marketing has a positive and significant effect on Visiting Interests.

4.6 Perceived Value and Visiting Interests

Based on the results of data analysis, the results obtained p value $0.000 < 0.050$ and it is concluded that there is a significant relationship between Perceived Value and Visiting Interests. These results are in line with Adeboyi et al. (2015), Aji et al. (2020), Boon-Long and Wongsurawat (2015) and Chanthinok et al. (2015) that Perceived Value has a positive and significant effect on Visiting Interests. According to Denizci et al. (2016), Li et al. (2021), Luo et al. (2013) and Musa et al. (2016), Perceived Value has a positive and significant effect on Visiting Interests.

This study found that the dimensions of social media marketing influence the value perceived by tourists simultaneously. Based on this, this research fully supports what is stated by Adegbuyi et al. (2015) that the perceived value is a variable that is influenced by social media marketing with research results showing a positive effect. According to Boon-Long and Wongsurawat (2015), Chanthinok et al. (2015) and Purba et al. (2022), the perceived value triggers consumer interest in the product, the value perceived by consumers towards the product has an influence on purchase interest. The same opinion was expressed by Chanthinok et al. (2015) and Yuliantoro et al. (2019) where the perceived value has a positive effect on visiting interest. This study supports the second theory where the perceived value variable affects the interest of tourists visiting Banten Province. In addition to the perceived value variable, interest in visiting is a variable that is influenced by social media marketing. The results of this study are not in line with previous studies. According to Savitri et al. (2022), Tafesse et al. (2018), Wang et al. (2017) and Wijayaa et al. (2021), four dimensions of social media marketing, namely context, communication, collaboration, connection and had a positive and significant effect on visiting interest. Maoyan et al. (2014) showed that purchase intention was influenced by social media marketing which was mediated by perceived value. In this study, the

perceived value variable was successful in mediating the influence of the social media marketing variable on the interest of tourists visiting tourist destinations in Banten Province.

The communication dimension of the SMM can affect the interest in visiting. According to Rudyanto et al. (2021), the communication dimension of SMM is the way how a social media account can share stories or messages in the form of information by listening, responding, interacting that makes users feel comfortable so that messages are conveyed properly. According to Purwanto and Juliana (2021), the thing that must be focused on is not only informing the content, but the information provided on social media accounts with the theme of tourist destinations must be clear. If a follower or someone who sees a post wants to comment, ask questions, get information, a tourist destination-themed social media account can activate the comment feature and direct message feature so that interaction between fellow social media users can occur. Then, a good response from social media accounts with the theme of tourist destinations is important where the response is needed by other users to get information easily and clearly. So, the managerial implication of these results is how each stakeholder can prioritize the communication dimension on social media to be able to increase the perceived value and ultimately encourage the interest of visiting tourists to a tourist attraction in Banten Province to be promoted.

5. Conclusion

This study has concluded that there is a significant relationship between Social Media Marketing and Perceived Value, a significant relationship exists between Social Media Marketing and Visiting Interests and Perceived Value and Visiting Interests have positive relationships. The results of this study are expected to provide benefits to related parties in a managerial or scientific context. Social media marketing is a new alternative for promoting a product or a tourist attraction. The most important thing is that social media accounts must be able to describe a story through informational messages, respond to something, make each user comfortable with the message conveyed in each upload and how an account can collaborate to build an information between each participating user to make things happen effective and efficient and maintain the relationship of each user in order to establish a sustainable harmony. Therefore, the managerial implications for the benefit of regions that are and will develop the tourism industry sector, both for the government and for private parties who carry out tourism activities directly, social media marketing, especially on social media Social media, namely Social media accounts that upload tourist destinations can be used as medium to promote tourist attraction which aims to increase the perception of value of every tourist who wants to travel to a tourist attraction in Banten Province. Social media accounts with the theme of tourist destinations can increase the perceived value and in turn can increase the interest of tourists visiting a tourist attraction in Banten Province.

References

- Adegbuyi, O. A., Akinyele, F. A., & Akinyele, S. T. (2015). Effect of social media marketing on small scale business performance in Ota-Metropolis, Nigeria. *International Journal of Social Sciences and Management*, 2(3), 275-283.
- Aji, P., Nadhila, V., & Sanny, L. (2020). Effect of social media marketing on Social media towards purchase intention: Evidence from Indonesia's ready-to-drink tea industry. *International Journal of Data and Network Science*, 4(2), 91-104.
- Boon-Long, S., & Wongsurawat, W. (2015). Social media marketing evaluation using social network comments as an indicator for identifying consumer purchasing decision effectiveness. *Journal of Direct, Data and Digital Marketing Practice*, 17(2), 130-149.
- Chan, N. L., & Guillet, B. D. (2011). Investigation of social media marketing: how does the hotel industry in Hong Kong perform in marketing on social media websites?. *Journal of Travel & Tourism Marketing*, 28(4), 345-368.
- Chanthinok, K., Ussahawanitichakit, P., & Jhundra-indra, P. (2015, July). Social media marketing strategy and marketing outcomes: A conceptual framework. In *Allied Academies International Conference. Academy of Marketing Studies. Proceedings* (Vol. 20, No. 2, p. 35). Jordan Whitney Enterprises, Inc.
- Denizci Guillet, B., Kucukusta, D., & Liu, L. (2016). An examination of social media marketing in China: how do the top 133 hotel brands perform on the top four Chinese social media sites?. *Journal of Travel & Tourism Marketing*, 33(6), 783-805.
- Purba J.T., Juliana J., Budiono S., Purwanto A., Pramono R., Djakasaputra A. (2022). The relationship between hotel service quality and customer satisfaction: an empirical study of spa hotels in Indonesia. *International Journal of Entrepreneurship*, 26(1), 1-11.
- Li, F., Larimo, J., & Leonidou, L. C. (2021). Social media marketing strategy: definition, conceptualization, taxonomy, validation, and future agenda. *Journal of the Academy of Marketing Science*, 49(1), 51-70.
- Luo, X., & Zhang, J. (2013). How do consumer buzz and traffic in social media marketing predict the value of the firm?. *Journal of Management Information Systems*, 30(2), 213-238.
- Musa, H., Ab Rahim, N., Azmi, F. R., Shibghatullah, A. S., & Othman, N. A. (2016). Social media marketing and online small and medium enterprises performance: Perspective of Malaysian small and medium enterprises. *International Review of Management and Marketing*, 6(S7), 1-8.
- Nyambu, E. M. (2013). Influence of Social Media Marketing on Performance of Telecommunication Firms in Kenya. *International Journal of Innovative Research and Development*, 2(9), 184-190.
- Öztamur, D., & Karakadılar, İ. S. (2014). Exploring the role of social media for SMEs: as a new marketing strategy tool for the firm performance perspective. *Procedia-Social and behavioral sciences*, 150, 511-520.

- Purwanto, A., Asbari, M., Santoso, T. I., Haque, M. G., & Nurjaya, N. (2020). Marketing Research Quantitative Analysis for Large Sample: Comparing of Lisrel, Tetrad, GSCA, Amos, SmartPLS, WarpPLS, and SPSS. *Jurnal Ilmiah Ilmu Administrasi Publik: Jurnal Pemikiran dan Penelitian Administrasi Publik*.
- Purwanto, A., Asbari, M., Santoso, T. I., Paramarta, V., & Sunarsi, D. (2020). Social and Management Research Quantitative Analysis for Medium Sample: Comparing of Lisrel, Tetrad, GSCA, Amos, SmartPLS, WarpPLS, and SPSS. *Jurnal Ilmiah Ilmu Administrasi Publik: Jurnal Pemikiran Dan Penelitian Administrasi Publik*.
- Purwanto, A., & Juliana (2021). The effect of supplier performance and transformational supply chain leadership style on supply chain performance in manufacturing companies. *Uncertain Supply Chain Management*, 10(2), 1-8
- Rudyanto, R., Pramono, R., & Purwanto, A. (2021). The influence of antecedents of supply chain integration on company performance. Bagchi, PK & Chun HB (2005). Supply Chain Integration: a European survey. *The International Journal of Logistics Management*, 16(2), 275-294.
- Sanny, L., Arina, A., Maulidya, R., & Pertiwi, R. (2020). Purchase intention on Indonesia male's skin care by social media marketing effect towards brand image and brand trust. *Management Science Letters*, 10(10), 2139-2146.
- Savitri, C., Hurriyati, R., Wibowo, L., & Hendrayati, H. (2022). The role of social media marketing and brand image on smartphone purchase intention. *International Journal of Data and Network Science*, 6(1), 185-192.
- Tafesse, W., & Wien, A. (2018). Implementing social media marketing strategically: an empirical assessment. *Journal of Marketing Management*, 34(9-10), 732-749.
- Wang, Z., & Kim, H. G. (2017). Can social media marketing improve customer relationship capabilities and firm performance? Dynamic capability perspective. *Journal of Interactive Marketing*, 39, 15-26.
- Wijayaa, O., Sulistiyani, S., Pudjowati, J., Kumiasih, N., & Purwanto, A. (2021). The role of social media marketing, entertainment, customization, trendiness, interaction and word-of-mouth on purchase intention: An empirical study from Indonesian smartphone consumers. *International Journal of Data and Network Science*, 5(3), 231-238.
- Yuliantoro, N., Goeltom, V., Juliana, I. B., Pramono, R., & Purwanto, A. (2019). Repurchase intention and word of mouth factors in the millennial generation against various brands of Boba drinks during the Covid 19 pandemic. *African Journal of Hospitality, Tourism and Leisure*, 8(2), 1-11.



© 2022 by the authors; licensee Growing Science, Canada. This is an open access article distributed under the terms and conditions of the Creative Commons Attribution (CC-BY) license (<http://creativecommons.org/licenses/by/4.0/>).

Tourist visiting interests: The role of social media marketing and perceived value

ORIGINALITY REPORT

17%

SIMILARITY INDEX

12%

INTERNET SOURCES

7%

PUBLICATIONS

5%

STUDENT PAPERS

PRIMARY SOURCES

| | | |
|---|--|----|
| 1 | dora.dmu.ac.uk Internet Source | 1% |
| 2 | ejbmr.org Internet Source | 1% |
| 3 | Kafferine Yamagishi, Lanndon Ocampo, Dharyll Prince Abellana, Reciel Ann Tanaid et al. "The impact of social media marketing strategies on promoting sustainability of tourism with fuzzy cognitive mapping: a case of Kalanggaman Island (Philippines)", Environment, Development and Sustainability, 2021 Publication | 1% |
| 4 | Submitted to Open University of Mauritius Student Paper | 1% |
| 5 | Surej P. John, Richard Walford. "Chapter 19 Social Media in FMCG Marketing: Understanding How Supermarkets Use Facebook During the COVID-19 Pandemic", | 1% |

Springer Science and Business Media LLC, 2021

Publication

| | | |
|----|--|-----|
| 6 | www.journal.ubb.ac.id Internet Source | 1 % |
| 7 | Submitted to Politeknik Negeri Bandung Student Paper | 1 % |
| 8 | Submitted to Sheffield Hallam University Student Paper | 1 % |
| 9 | edukatif.org Internet Source | 1 % |
| 10 | ebc.upnjatim.ac.id Internet Source | 1 % |
| 11 | idr.nitk.ac.in Internet Source | 1 % |
| 12 | repository.uin-malang.ac.id Internet Source | 1 % |
| 13 | Benjamin Appiah Osei, Ama Nyenkua Abenyin. "Applying the Engell-Kollat-Blackwell model in understanding international tourists' use of social media for travel decision to Ghana", Information Technology & Tourism, 2016 Publication | 1 % |
| 14 | Submitted to University of Leicester Student Paper | 1 % |

| | | |
|----|---|------|
| 15 | dinastipub.org Internet Source | 1 % |
| 16 | etheses.whiterose.ac.uk Internet Source | <1 % |
| 17 | Submitted to Multimedia University Student Paper | <1 % |
| 18 | Umi Rusilowati, Denok Sunarsi, Azhar Affandi. "The effect of knowledge management on the performance of lecturers and performance of private universities", Jurnal Konseling dan Pendidikan, 2021 Publication | <1 % |
| 19 | Submitted to University Of Tasmania Student Paper | <1 % |
| 20 | publikasi.unitri.ac.id Internet Source | <1 % |
| 21 | Submitted to Southeast Community College Student Paper | <1 % |
| 22 | Submitted to Universiti Teknologi Malaysia Student Paper | <1 % |
| 23 | cercetare.ulbsibiu.ro Internet Source | <1 % |
| 24 | coek.info Internet Source | <1 % |

| | | |
|----|---|------|
| 25 | ejournal.medistra.ac.id Internet Source | <1 % |
| 26 | etd.cput.ac.za Internet Source | <1 % |
| 27 | www.macrothink.org Internet Source | <1 % |
| 28 | Buscompress.Com Internet Source | <1 % |
| 29 | Www.mdpi.com Internet Source | <1 % |
| 30 | econjournals.com Internet Source | <1 % |
| 31 | jiemar.org Internet Source | <1 % |
| 32 | journals.udsm.ac.tz Internet Source | <1 % |
| 33 | jurnal.unmer.ac.id Internet Source | <1 % |
| 34 | repository.nida.ac.th Internet Source | <1 % |
| 35 | repository.nwu.ac.za Internet Source | <1 % |
| 36 | www.ajhssr.com Internet Source | <1 % |

| | | |
|----|---|------|
| 37 | www.econstor.eu Internet Source | <1 % |
| 38 | www.koreascience.or.kr Internet Source | <1 % |
| 39 | www.tandfonline.com Internet Source | <1 % |
| 40 | Graham Romello Perera, Irosha Perera. "Influence of Social Media Marketing on the Brand Image of Organizations in the Hospitality Industry of Sri Lanka", International Journal of Asian Business and Information Management, 2016 Publication | <1 % |
| 41 | Thanh Tiep Le, Van Kha Nguyen. "The impact of corporate governance on firms' value in an emerging country: The mediating role of corporate social responsibility and organisational identification", Cogent Business & Management, 2022 Publication | <1 % |

Exclude quotes On

Exclude matches Off

Exclude bibliography On

Tourist visiting interests: The role of social media marketing and perceived value**Juliana^{a*}, Bunga Aditi^b, Rocky Nagoya^c, Wisnalmawati^d and Ita Nurcholifah^e**^a*Universitas Pelita Harapan, Tangerang, Indonesia*^b*Fakultas Ekonomi Bisnis Harapan, Universitas Harapan Medan, Indonesia*^c*Universitas Pelita Harapan, Tangerang, Indonesia*^d*Universitas Pembangunan Nasional "Veteran" Yogyakarta, Indonesia*^e*Fakultas Ekonomi dan Bisnis Islam, IAIN Pontianak, Indonesia***CHRONICLE****ABSTRACT***Article history:*

Received: July 22, 2021

Received in revised format: September 16, 2021

Accepted: December 12, 2021

Available online: December 12, 2021

*Keywords:**Tourist Visiting Interests**Social Media Marketing**Perceived Value*

This research is intended to measure the influence of Social Media Marketing which uploads tourist destinations in Banten Province with interest in visiting mediated by perceived value. The research method uses a hypothesis testing model and uses a cross sectional model, where data is collected completely within a certain time. The study uses a convenience sampling technique, where the sample members are respondents who are easy to find, and this convenience makes data collection more effective and efficient since it saves time and costs. The sample in this study were 290 tourists who had visited Banten Province. The technique of collecting data in this study used an online questionnaire, data analysis using structural equation modeling (SEM) using SmartPLS 3.0 software. The study concluded that there was a significant relationship between Social Media Marketing and Perceived Value. There was a significant relationship between Social Media Marketing and Visiting Interests. There was a significant relationship between Perceived Value and Visiting Interests.

1. Introduction

The tourism industry in Indonesia is growing rapidly along with the increasing interest of the Indonesian people to travel. Several businesses related to the tourism business have also undergone changes, including websites and social media that contain references to tourist destinations to travel experiences. In addition to getting tourist destination references from the closest people or relatives, tourist references can also be obtained from social media. According to Adegbuyi et al. (2015) and Aji et al. (2021), social media that have been present in the world and are popular in Indonesia are Facebook, Twitter, Youtube, Social media, and Tiktok. Among these social media, Facebook and Social media are the social media platforms that have the most users. One of the leading websites in Indonesia, Cuponation, has conducted an in-depth analysis and stated that Indonesia is the 4th largest country in the world with 56 million active users of Social media or 20.97% and Facebook as many as 120 million or 44.93%, Facebook has a 61% index as the best social media for marketing followed by social media with an index of 14%. According to Adegbuyi et al. (2015) and Aji et al., (2020), the world is in the era of tourism 4.0 which is also known as millennial tourism. More than 50% of tourists who enter Indonesia are millennials, namely those born in 1981 to 2001. In line with this, social media is the most widely used social media by the millennial generation. The most social media users are those who are in the age range of 18 - 34 years as much as 71.2% for both men and women. On Social media accounts, photos or videos can be uploaded including documentation of tourist locations that can be assessed by potential tourists which then attracts tourists to come for tours to the locations promoted on the account. Banten Province is one of the favorite tourist destinations (Wahyuni, 2015). However, the number of tourists in Banten Province is still relatively low when compared to

* Corresponding author.

E-mail address: Juliana.stpph@uph.edu (Juliana)

other tours in Indonesia. One of the causes is the lack of promotion of tourist attractions in Banten Province. Based on this background, this research is intended to measure the influence of Social Media Marketing which uploads tourist destinations in Banten Province with interest in visiting which is mediated by perceived value.

Social Media Marketing (SMM) is defined as a type of digital marketing via the internet that aims to market products and become part of social media networking. According to Adegbuyi et al. (2015), Aji et al. (2020), Boon-Long and Wongsurawat and Chanthinok et al. (2015), SMM is an activity to market products or services that take place through third parties in the form of social media contained in the internet network in the form of images, information or videos relating to the products or services to be sold. In addition to doing content marketing, SMM also promotes brands, namely introducing the brand to the public (brand awareness) so that trust is created and can increase the conversion of promotions to sales. Thus, it can be concluded that SMM is a digital marketing activity using a third party, namely a social media-based website to obtain the purpose of marketing activities by participating in social media networking groups in the form of web posts, images, videos about goods or services or a trademark that will be sold.

Interest in visiting tourists is translated the same as buying interest because it is measured by the same various indicators. Buying interest can be defined through several indicators. According to Nyambu et al. (2013) and Chan and Guillet (2011) buying interest is described through four indicators, namely: (1) Transactional interest: a person's desire to buy the product offered. (2) Referential interest: a person's tendency to refer products to others (3) Preferential interest: see someone's interest based on a comparison with the most preferred similar product through several assessments. (4) exploratory interest: describes the desire of someone who always wants to find more information about the product he is interested in and positive supporting information. Buying interest arises because of customer awareness and perception of the desired product because buying interest is the stage of customer interest in the product. Ztatur et al. (2014) and Sanny et al. (2020) SMM conducted through consumer perceptions of an item affects buying interest. Theoretically, social media used has a high role and can become a very important communication tool in encouraging customer buying interest.

2. Hypothesis Development

2.1 Social Media Marketing and perceived value

The perception of customer value has become the most widely used concept in recent years because it is considered the main key in maintaining business. Perception of customer value is a thought used by a person to make choices, organize, and translate any incoming information to produce a meaningful picture of life in the world. Then according to Chan and Guillet (2011), Ztatur et al. (2014) and Sanny et al. (2020) perceived value is the ratio value obtained from the comparison between the benefits obtained with the costs or sacrifices made by the customer. According to Nyambu et al. (2013), Chan and Guillet (2011), Ztatur et al. (2014) and Sanny et al. (2020), five dimensions that can be the main drivers of value perception are (1) Product quality: is the main thing that is seen by covering performance, features, consistency and design. (2) Price: is a consideration that is always there and is the main thing for people who are sensitive to price. (3) Service: use of supporting facilities before to after purchase. Depends on the system and people (4) Emotional relationship: is an aspect that influences consumers to buy a product. (5) Convenience: convenience becomes important and has added value when it is embedded in a product because it will provide more satisfaction. Perceived value is a variable that is influenced by SMM. According to Nyambu et al. (2013) and Chan and Guillet (2011) social media marketing influences the perceived value. Thus, the first hypothesis is proposed as follows,

H₁: *Social Media Marketing influences perceived value.*

2.2 Social media marketing and visiting interest

In addition to the perceived value, interest in visiting is based on research. According to Savitri et al. (2022), Tafesse et al. (2018), social media marketing can be influenced by four dimensions of the SMM variable, namely context, communication, collaboration, connection. The results showed a positive and significant effect. In addition, the research of Wang et al. (2017) and Wijayaa et al. (2021) also show that the four dimensions of SMM have a positive effect on visiting interest. Therefore, the following hypotheses is proposed:

H₂: *Social media marketing influences visiting interest.*

2.3 Perceived and visiting interest

Consumer perception is important because a person's knowledge is formed from the offer of a stranger in recommending something and consumers may not believe the recommendation (Denizci et al., 2016; Li et al., 2021). Fitriani et al. (2017) suggest that a ratio of the benefits gained by tourists to sacrifices is the customer's perception of value. One of the research results according to Denizci et al., (2016); Li et al., (2021) is the value that is perceived to influence the interest of visiting tourists. Research conducted by Musa et al. (2016) show the same thing, namely the perceived value affects the interest in visiting. Thus, the next hypothesis, namely:

H₃: *Perceived value influences visiting interest.*

3. Method

The research method uses a hypothesis testing model and uses a cross sectional model, where data is collected completely within a certain time. The study uses a convenience sampling technique, where the sample members are respondents who are easy to find and this convenience makes data collection more effective and efficient because it saves time and costs. The sample in this study were 290 tourists who had visited Banten Province. The technique of collecting data in this study used an online questionnaire, data analysis using structural equation modeling (SEM) using SmartPLS 3.0 software.

Businesses use social media marketing efforts to increase consumers' perceived value, and then enhance the ability of social media to trigger consumer interest in the product, and then purchase the product (Maoyan et al., 2014). The results of his research indicate that marketing through social media (SMM) will affect consumer buying interest through the perceived value of consumers for a product.

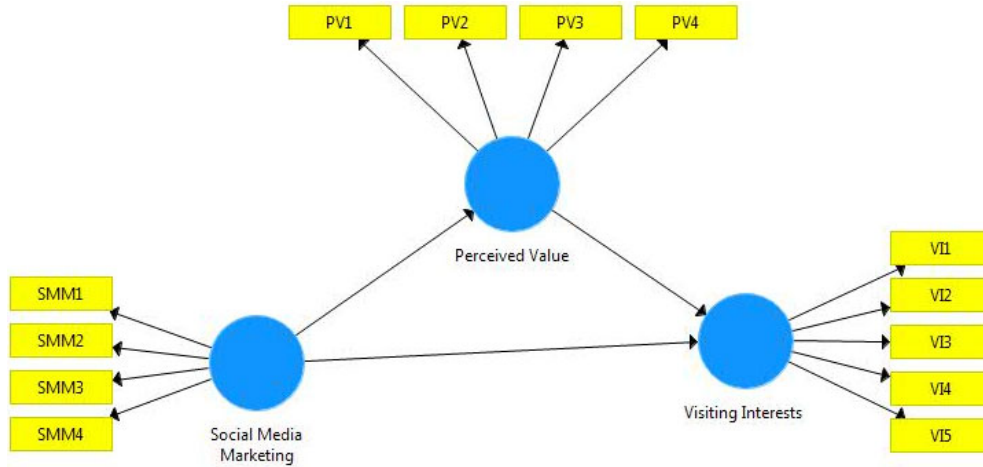


Fig. 1. Research Model

4. Result and Discussion

4.1 Test Outer Model

Convergent Validity

In testing the convergent validity, it is said to be valid if the value on the outer loading of each indicator is correlated more than 0.7 (Purwanto et al., 2021). Fig. 1 shows the loading factor value of the model that has been made through Smart-PLS 3.0. The results show the value of each tested indicator has a value of > 0.7 and it can be concluded that all indicators have valid results.

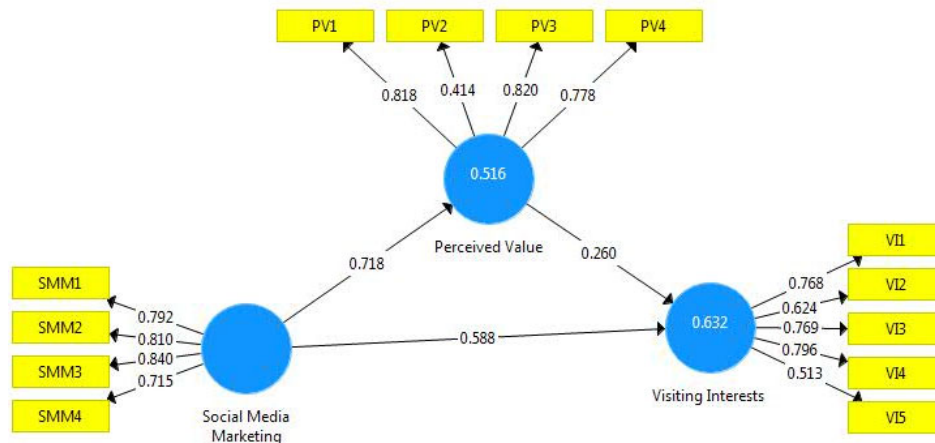


Fig. 2. Validity Testing

Discriminant Validity

Discriminant validity is carried out to ensure that each concept of each latent variable is different from other latent variables. The discriminant validity of the measurement model with reflective indicators is assessed based on the cross loading of measurements with variables (Purwanto et al., 2020). The model has good discriminant validity if the loading value of each latent variable indicator has the largest loading value compared to other loading values for other latent variables. From the results of the discriminant validity test, each latent construct indicator has the largest loading factor value when compared to other loading values so that the model has a good discriminant validity value, which is > 0.7 for each variable (Purwanto, 2019).

Reliability

Reliability testing aims to determine the size of a test that has consistent and stable results every time (Purwanto et al., 2021). The reliability of the measurement model 5 gets good results if the value is more than the rule of thumbs alpha value or composite reliability > 0.6 (Purwanto et al., 2020).

Table 1

Items Loadings, Cronbach's Alpha, Composite Reliability, and Average Variance Extracted (AVE)

| Variables | Cronbach's Alpha | Rho A | Composite Reliability | AVE |
|------------------------|------------------|-------|-----------------------|-------|
| Perceived Value | 0.748 | 0.762 | 0.855 | 0.662 |
| Social Media Marketing | 0.799 | 0.805 | 0.869 | 0.625 |
| Visiting Interests | 0.635 | 0.645 | 0.802 | 0.576 |

4.2 Inner model test

Inner model test can be done in three ways by looking at R^2 , Q^2 and GoF.

Inner Model Test (R-square)

The coefficient of determination is used to determine the magnitude of the relationship between the independent variable and the dependent variable.

Table 2

R Square

| | R Square | R Square Adjusted |
|--------------------|----------|-------------------|
| Perceived Value | 0.516 | 0.511 |
| Visiting Interests | 0.632 | 0.625 |

Based on the calculation results shown in Table 2, 51.6% of the dependent variable, Perceived Value, is influenced by the proposed model social media marketing while the remaining value of 49.4% is owned by variables that are outside the model. Based on the calculation results in Table 2, 63.2% of the dependent variable visiting interest is influenced by the proposed model social media marketing and perceived value while the remaining value of 46.8% is owned by variables that are outside the model.

4.3 Goodness of Fit (GoF)

The Goodness of Fit (GoF) inner model test is used to find the Goodness of Fit (GoF) value. The GoF value in PLS-SEM must be searched manually. Tenenhaus (2004) says that the inner goodness of fit test has three criteria, namely small (0.1), medium (0.25) and large (0.38). Goodness of Fit (GoF) test is conducted to determine the feasibility of a model. The following is looking for the Goodness of Fit (GoF) value. Based on the calculation, the GoF above can be concluded that the GoF value obtained is 0.59 including in the large category and the model is declared fit.

Hypothesis Testing

Hypothesis testing, or significance testing aims to assess the effect of the relationship between variables. Based on Table 2, the overall composite reliability value for each variable is > 0.6 . Thus, it can be concluded that the measurement model of each variable has good reliability. As for the AVE value, each variable has a value of more than 0.5 so it can be concluded that the discriminant requirement is achieved. Average Variance Extracted (AVE) is the average percentage of a variance explained by items in a construct.

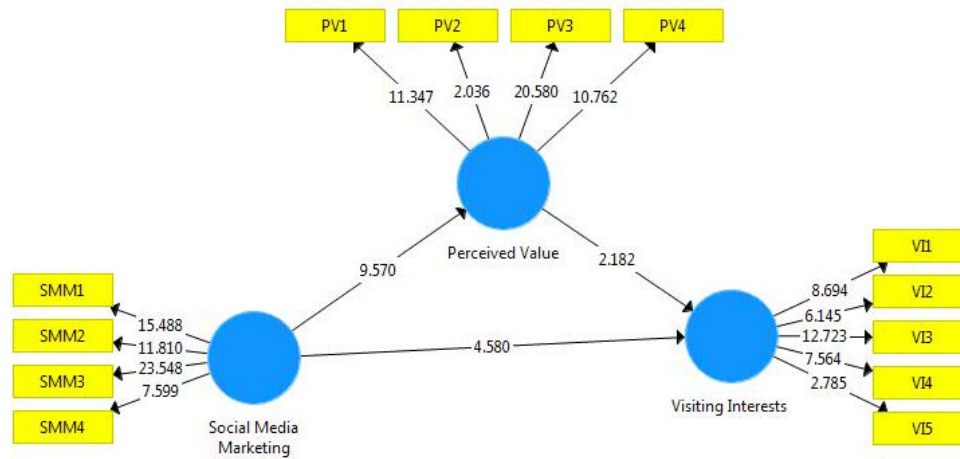


Fig. 3. Hypothesis Testing

Table 3
Hypotheses Testing

| Hypotheses | Relationship | P-Value | Decision |
|----------------|---|---------|-----------|
| H ₃ | Perceived Value → Visiting Interests | 0.001 | Supported |
| H ₁ | Social Media Marketing → Perceived Value | 0.000 | Supported |
| H ₂ | Social Media Marketing → Visiting Interests | 0.002 | Supported |

4.4 Social Media Marketing and Perceived Value

Based on the results of data analysis, the results obtained p value of $0.001 < 0.050$ and it is concluded that there is a significant relationship between Social Media Marketing and Perceived Value. These results are in line with Savitri et al. (2022) and Tafesse et al. (2018), Social Media Marketing has a positive and significant effect on perceived value. In addition, According to Wang et al. (2017) and Wijayaa et al. (2021), Social Media Marketing has a positive and significant effect on perceived value.

4.5 Social Media Marketing and Visiting Interests

Based on the results of data analysis, the results obtained p value $0.000 < 0.050$ and it is concluded that there is a significant relationship between Social Media Marketing and Visiting Interests. These results are in line with Nyambu et al. (2013) and Chan and Guillet (2011) that Social Media Marketing has a positive and significant effect on Visiting Interests. According to Öztamur and Karakadilar (2014) and Sanny et al. (2020), Social Media Marketing has a positive and significant effect on Visiting Interests.

4.6 Perceived Value and Visiting Interests

Based on the results of data analysis, the results obtained p value $0.000 < 0.050$ and it is concluded that there is a significant relationship between Perceived Value and Visiting Interests. These results are in line with Adegbuyi et al. (2015), Aji et al. (2020), Boon-Long and Wongsurawat (2015) and Chanthinok et al. (2015) that Perceived Value has a positive and significant effect on Visiting Interests. According to Denizci et al. (2016), Li et al. (2021), Luo et al. (2013) and Musa et al. (2016), Perceived Value has a positive and significant effect on Visiting Interests.

This study found that the dimensions of social media marketing influence the value perceived by tourists simultaneously. Based on this, this research fully supports what is stated by Adegbuyi et al. (2015) that the perceived value is a variable that is influenced by social media marketing with research results showing a positive effect. According to Boon-Long and Wongsurawat (2015), Chanthinok et al. (2015) and Purba et al. (2022), the perceived value triggers consumer interest in the product, the value perceived by consumers towards the product has an influence on purchase interest. The same opinion was expressed by Chanthinok et al. (2015) and Yuliantoro et al. (2019) where the perceived value has a positive effect on visiting interest. This study supports the second theory where the perceived value variable affects the interest of tourists visiting Banten Province. In addition to the perceived value variable, interest in visiting is a variable that is influenced by social media marketing. The results of this study are not in line with previous studies. According to Savitri et al. (2022), Tafesse et al. (2018), Wang et al. (2017) and Wijayaa et al. (2021), four dimensions of social media marketing, namely context, communication, collaboration, connection and had a positive and significant effect on visiting interest. Maoyan et al. (2014) showed that purchase intention was influenced by social media marketing which was mediated by perceived value. In this study, the

perceived value variable was successful in mediating the influence of the social media marketing variable on the interest of tourists visiting tourist destinations in Banten Province.

The communication dimension of the SMM can affect the interest in visiting. According to Rudyanto et al. (2021), the communication dimension of SMM is the way how a social media account can share stories or messages in the form of information by listening, responding, interacting that makes users feel comfortable so that messages are conveyed properly. According to Purwanto and Juliana (2021), the thing that must be focused on is not only informing the content, but the information provided on social media accounts with the theme of tourist destinations must be clear. If a follower or someone who sees a post wants to comment, ask questions, get information, a tourist destination-themed social media account can activate the comment feature and direct message feature so that interaction between fellow social media users can occur. Then, a good response from social media accounts with the theme of tourist destinations is important where the response is needed by other users to get information easily and clearly. So, the managerial implication of these results is how each stakeholder can prioritize the communication dimension on social media to be able to increase the perceived value and ultimately encourage the interest of visiting tourists to a tourist attraction in Banten Province to be promoted.

5. Conclusion

This study has concluded that there is a significant relationship between Social Media Marketing and Perceived Value, a significant relationship exists between Social Media Marketing and Visiting Interests and Perceived Value and Visiting Interests have positive relationships. The results of this study are expected to provide benefits to related parties in a managerial or scientific context. Social media marketing is a new alternative for promoting a product or a tourist attraction. The most important thing is that social media accounts must be able to describe a story through informational messages, respond to something, make each user comfortable with the message conveyed in each upload and how an account can collaborate to build an information between each participating user to make things happen effective and efficient and maintain the relationship of each user in order to establish a sustainable harmony. Therefore, the managerial implications for the benefit of regions that are and will develop the tourism industry sector, both for the government and for private parties who carry out tourism activities directly, social media marketing, especially on social media Social media, namely Social media accounts that upload tourist destinations can be used as medium to promote tourist attraction which aims to increase the perception of value of every tourist who wants to travel to a tourist attraction in Banten Province. Social media accounts with the theme of tourist destinations can increase the perceived value and in turn can increase the interest of tourists visiting a tourist attraction in Banten Province.

References

- Adegbuyi, O. A., Akinyele, F. A., & Akinyele, S. T. (2015). Effect of social media marketing on small scale business performance in Ota-Metropolis, Nigeria. *International Journal of Social Sciences and Management*, 2(3), 275-283.
- Aji, P., Nadhila, V., & Sanny, L. (2020). Effect of social media marketing on Social media towards purchase intention: Evidence from Indonesia's ready-to-drink tea industry. *International Journal of Data and Network Science*, 4(2), 91-104.
- Boon-Long, S., & Wongsurawat, W. (2015). Social media marketing evaluation using social network comments as an indicator for identifying consumer purchasing decision effectiveness. *Journal of Direct, Data and Digital Marketing Practice*, 17(2), 130-149.
- Chan, N. L., & Guillet, B. D. (2011). Investigation of social media marketing: how does the hotel industry in Hong Kong perform in marketing on social media websites?. *Journal of Travel & Tourism Marketing*, 28(4), 345-368.
- Chanthinok, K., Ussahawanitichakit, P., & Jhundra-indra, P. (2015, July). Social media marketing strategy and marketing outcomes: A conceptual framework. In *Allied Academies International Conference. Academy of Marketing Studies. Proceedings* (Vol. 20, No. 2, p. 35). Jordan Whitney Enterprises, Inc.
- Denizci Guillet, B., Kucukusta, D., & Liu, L. (2016). An examination of social media marketing in China: how do the top 133 hotel brands perform on the top four Chinese social media sites?. *Journal of Travel & Tourism Marketing*, 33(6), 783-805.
- Purba J.T., Juliana J., Budiono S., Purwanto A., Pramono R., Djakasaputra A. (2022). The relationship between hotel service quality and customer satisfaction: an empirical study of spa hotels in Indonesia. *International Journal of Entrepreneurship*, 26(1), 1-11.
- Li, F., Larimo, J., & Leonidou, L. C. (2021). Social media marketing strategy: definition, conceptualization, taxonomy, validation, and future agenda. *Journal of the Academy of Marketing Science*, 49(1), 51-70.
- Luo, X., & Zhang, J. (2013). How do consumer buzz and traffic in social media marketing predict the value of the firm?. *Journal of Management Information Systems*, 30(2), 213-238.
- Musa, H., Ab Rahim, N., Azmi, F. R., Shibghatullah, A. S., & Othman, N. A. (2016). Social media marketing and online small and medium enterprises performance: Perspective of Malaysian small and medium enterprises. *International Review of Management and Marketing*, 6(S7), 1-8.
- Nyambu, E. M. (2013). Influence of Social Media Marketing on Performance of Telecommunication Firms in Kenya. *International Journal of Innovative Research and Development*, 2(9), 184-190.
- Öztamur, D., & Karakadilar, İ. S. (2014). Exploring the role of social media for SMEs: as a new marketing strategy tool for the firm performance perspective. *Procedia-Social and behavioral sciences*, 150, 511-520.

- Purwanto, A., Asbari, M., Santoso, T. I., Haque, M. G., & Nurjaya, N. (2020). Marketing Research Quantitative Analysis for Large Sample: Comparing of Lisrel, Tetrad, GSCA, Amos, SmartPLS, WarpPLS, and SPSS. *Jurnal Ilmiah Ilmu Administrasi Publik: Jurnal Pemikiran dan Penelitian Administrasi Publik*.
- Purwanto, A., Asbari, M., Santoso, T. I., Paramarta, V., & Sunarsi, D. (2020). Social and Management Research Quantitative Analysis for Medium Sample: Comparing of Lisrel, Tetrad, GSCA, Amos, SmartPLS, WarpPLS, and SPSS. *Jurnal Ilmiah Ilmu Administrasi Publik: Jurnal Pemikiran Dan Penelitian Administrasi Publik*.
- Purwanto, A., & Juliana (2021). The effect of supplier performance and transformational supply chain leadership style on supply chain performance in manufacturing companies. *Uncertain Supply Chain Management*, 10(2), 1-8
- Rudyanto, R., Pramono, R., & Purwanto, A. (2021). The influence of antecedents of supply chain integration on company performance. Bagchi, PK & Chun HB (2005). Supply Chain Integration: a European survey. *The International Journal of Logistics Management*, 16(2), 275-294.
- Sanny, L., Arina, A., Maulidya, R., & Pertiwi, R. (2020). Purchase intention on Indonesia male's skin care by social media marketing effect towards brand image and brand trust. *Management Science Letters*, 10(10), 2139-2146.
- Savitri, C., Hurriyati, R., Wibowo, L., & Hendrayati, H. (2022). The role of social media marketing and brand image on smartphone purchase intention. *International Journal of Data and Network Science*, 6(1), 185-192.
- Tafesse, W., & Wien, A. (2018). Implementing social media marketing strategically: an empirical assessment. *Journal of Marketing Management*, 34(9-10), 732-749.
- Wang, Z., & Kim, H. G. (2017). Can social media marketing improve customer relationship capabilities and firm performance? Dynamic capability perspective. *Journal of Interactive Marketing*, 39, 15-26.
- Wijayaa, O., Sulistiyani, S., Pudjowati, J., Kurniasih, N., & Purwanto, A. (2021). The role of social media marketing, entertainment, customization, trendiness, interaction and word-of-mouth on purchase intention: An empirical study from Indonesian smartphone consumers. *International Journal of Data and Network Science*, 5(3), 231-238.
- Yuliantoro, N., Goeltom, V., Juliana, I. B., Pramono, R., & Purwanto, A. (2019). Repurchase intention and word of mouth factors in the millennial generation against various brands of Boba drinks during the Covid 19 pandemic. *African Journal of Hospitality, Tourism and Leisure*, 8(2), 1-11.



© 2022 by the authors; licensee Growing Science, Canada. This is an open access article distributed under the terms and conditions of the Creative Commons Attribution (CC-BY). license (<http://creativecommons.org/licenses/by/4.0/>).